

1975

Grady-White

Brochure



Model 166. The Sting Ray.

Standard Features

- Hand layup fiberglass construction
- Positive foam flotation
- Step-thru windshield with tempered glass
- Stylish bow rails
- Deluxe vinyl interior
- Easy-care all-weather carpeting
- Accessory pocket
- Fully padded deck combing
- Back-to-back sleeper seats
- Swing-up table with built-in drink holders
- Side storage shelves
- Boarding step pads
- Passenger hand rail
- Aluminum gunwale molding with heavy-duty vinyl insert
- Teak drink holders for forward facing seats
- BIA approved lighting and ventilation
- Mechanical steering


Factory Options

- Top and side curtains with boot
- Aft curtain
- Mooring cover
- 12 gallon gas tank with electric gauge


Standard Features.



1. **Swing-up table with built-in drink holders** located on front of motor well. Color-keyed to match interior. Models 166, 183, 185, 191, 191-C.
2. **Swim ladder** mounted aft on port side of transom for easy boarding. Corrosion resistant with hardwood steps. Models 183, 184, 186, 185 (option).
3. **Custom designed instrument panel.** Specifically tailored for each boat model. Wood-grain panel and steering wheel. Includes tachometer, amp-meter, electric gas gauge, oil and temperature gauges. Models 184, 186, 192, 212, 212-C.
4. **Back-to-back lounge seats.** Fold down to lounge or sleep on. Back up to seat two. Weather-resistant vinyl covering. Models 166, 183, 184, 185, 186, 191, 192. (Optional 212, 212-C).
5. **Self-contained fresh water sink.** Built into cuddy cabin. Models 191-C and 212-C.
6. **Removable bait wells** built into transom. Can be used for cold storage as well as bait. Models 192, 204, 204-C, 212, 212-C.
7. **Deluxe nylon cabin headliner.** For a softer cabin atmosphere. Models 191-C, 204-C, 212, 212-C.
8. **Anchor storage compartment.** A built-in compartment as tough as the hull itself. Models 204, 204-C, 212, 212-C.
9. **Footrest storage compartment** beneath helmsman's seat. Models 212, 212-C, 191-C, 204-C.



Factory Options.



1. **Top, side and aft curtains.** High quality waterproof vinyl with corrosion resistant supporting bows. Fitted individually to each boat. Models 166, 183, 184, 185, 186, 191, 191-C, 192, 212, 212-C.
2. **Mooring cover.** Covers and protects the entire deck and interior of the boat. Models 166, 183, 184, 185, 186, 191, 191-C, 212, 212-C.
3. **Cockpit galley unit.** Sink, storage, and icebox with two burner alcohol stove. Located underneath hinged companion's seat. Models 212, 212-C.
4. **Installed marine head.** Four head options available. Models 191, 191-C, 192, 204, 204-C, 212, 212-C.
5. **Windshield wiper.** Heavy-duty electric motor and a waterproof mounting. Models 183, 184, 185, 186, 191, 191-C, 192, 204-C, 212, 212-C.



Warranty

This warranty is in lieu of any other warranty expressed or implied. National Boat Works, Inc. warrants to the original purchaser each boat manufactured by National Boat Works, Inc. to be free of defects in material and workmanship for a period of one year from the date of purchase, when purchased from an authorized dealer. Excluded from this warranty are engines, outdrives, propellers, controls, mechanical steering, bilge pumps and any other part expressly warranted by the manufacturer thereof. Also excluded are gel coats, chrome, windshields, glass breakage and upholstery. Boats subjected to misuse, abuse, negligence or used for racing are expressly excluded from this warranty. Any repairs authorized by our factory in writing will be repaired at the factory in Greenville, North Carolina or at our option by our authorized dealer. Transportation charges to and from the place of repair will be the responsibility of the owner. National Boat Works, Inc. reserves the right to make changes in design and materials without being obligated to incorporate such changes in products manufactured prior to incorporation of such changes.



Every Grady-White boat meets or exceeds all applicable federal standards and Boating Industry Association certification requirements covering maximum horsepower rating, load capacity, lighting, steering mechanisms, engine compartment and bilge ventilation systems, fuel tanks and systems, positive flotation and other components.



NATIONAL BOAT WORKS, INC.
P. O. Box 1527, Greenville, North Carolina 27834

**The well-made deep V outboard bow rider.
Model 183. The Adventurer.**


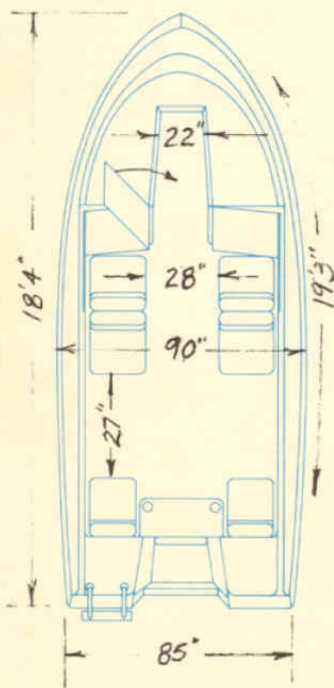


She's well named the Adventurer. More than eighteen feet long and seven and a half feet wide this extremely stable, V-hull, bow rider can take you where you want to go. Explore a new cove, or run out to that island you always wanted to see. And,



Model 183. The Adventurer.

while you're doing it, take along your adventuresome friends. There's plenty of room and seats so no one needs to miss the trip. New for 1975 is a built-in boarding ladder at the stern, a handy aid for skiing, scuba diving or just plain swimming.



<i>Centerline length</i>	18'4"
<i>Beam amidships</i>	90"
<i>Transom height</i>	L.S.
<i>Transom width</i>	85"
<i>Gunwale length</i>	19'3"
<i>Hull draft</i>	12"
<i>Maximum h.p.</i>	150 h.p.
<i>Weight</i>	1450 lbs.

Standard Features

Hand layup fiberglass construction
Positive foam flotation
Walk-thru windshield with tempered glass
Deluxe vinyl interior
Easy-care all-weather carpeting
Swing-up table with built-in drink holders
Teak drink holders for both forward facing seats
Glove box with lock
Back-to-back sleeper seats
Bow seats with storage below
Jump seats
Side storage shelves
Bow rails
Aluminum gunwale molding with heavy-duty vinyl insert
Aft boarding ladder
BIA approved lighting and ventilation
Mechanical steering

Factory Options

Top and side curtains with boot
Aft curtain
Bow cover
Mooring cover
Horn
Windshield wiper
18 gallon gas tank with electric gauge

Weights and dimensions are approximate and may vary.

**The well-made inboard/outboard V bottom bow rider.
Model 184. The Rogue.**



To start to understand what this boat is all about, first just step back and look at it. Clean lines, V-hull, bow seats with storage, walk-thru windshield and a plush interior.

Then, to really understand it, water test one. You'll find out what we've learned to expect from the Rogue.

It's extremely stable, has


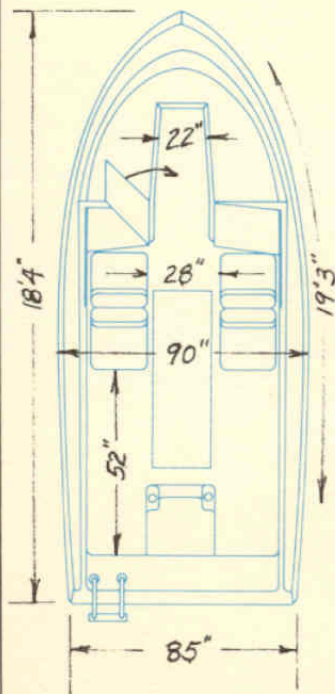


plenty of people room and seating, and gets up on plane easily and quickly.

In a way, this boat has a split personality. If you're by yourself it becomes a performance boat with sporty looks. If the family is along, it's a stable boat that's great to ski behind or fish from.

Either way you'll look good in a Rogue.

Model 184. The Rogue.



<i>Centerline length</i>	<i>18'4"</i>
<i>Beam amidships</i>	<i>22"</i>
<i>Transom height</i>	<i>38"</i>
<i>Transom width</i>	<i>26"</i>
<i>Gunwale length</i>	<i>19'3"</i>
<i>Hull draft</i>	<i>14"</i>
<i>Weight</i>	<i>2260 lbs.</i>

Weights and dimensions are approximate and may vary.

Standard Features

Hand layup fiberglass construction
Positive foam flotation
Walk-thru windshield with tempered glass
Deluxe vinyl interior
Easy-care all-weather carpeting
Instrument panel with tachometer, oil and temperature gauges, ampmeter and electric gas gauge
Glove box with lock
Back-to-back sleeper seats
Bow seats with storage below
Side storage shelves
Aft boarding ladder and stern rail
Bow rails
Aluminum gunwale molding with heavy-duty vinyl insert
Bilge pump and blower
30 gallon aluminum gas tank
Insulated engine box with built-in drink holders
120 h.p. stern drive engine
BIA approved lighting and ventilation
Teak drink holders for both forward facing seats

Factory Options

Top and side curtains with boot
Aft curtain
Bow cover
Mooring cover
Jump seats
Windshield wiper
Horn
Engine options to 290 h.p.

**The well-made spacious cockpit V hull outboard.
Model 185. The Challenger.**



Rather than tell you how large the cockpit area of this boat is, we'd rather let you "see" it. Put your wife, kids, cooler, skis, a couple of rods and reels, tackle box, picnic basket, and several towels in the Challenger. After you've neatly stowed all this gear just look around at all the space that's left to move


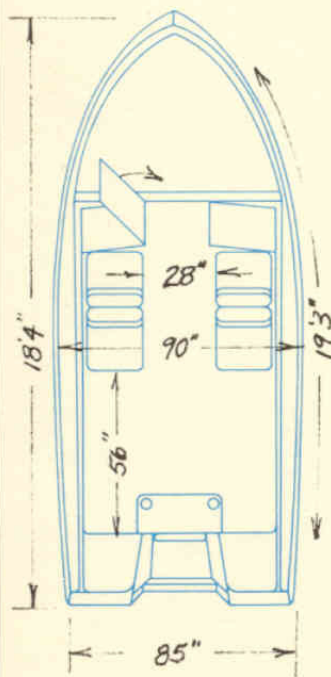


around in. But space is just one thing the Challenger is big on.

The closed flared bow cuts through rough water and gives the family a dry ride.

The Challenger is also big on skiing, fishing, camping, exploring, or just cruising with friends.

Model 185. The Challenger.



<i>Centerline length</i>	18'4"
<i>Beam amidships</i>	90"
<i>Transom height</i>	L.S.
<i>Transom width</i>	85"
<i>Gunwale length</i>	19'3"
<i>Hull draft</i>	12"
<i>Maximum h.p.</i>	150 h.p.
<i>Weight</i>	1390 lbs.

Standard Features

- Hand layup fiberglass construction
- Positive foam flotation
- Step-thru windshield with tempered glass
- Deluxe vinyl interior
- Swing-up table with drink holders
- Glove box with lock
- Non-skid deck area
- Stylish bow rails
- Aluminum gunwale molding with heavy-duty vinyl insert
- Side storage shelves
- Back-to-back sleeper seats
- Teak drink holders for forward facing seats
- BIA approved lighting and ventilation
- Mechanical steering

Factory Options

- Top and side curtains with boot
- Aft curtain
- Mooring cover
- Horn
- Windshield wiper
- 18 gallon gas tank with electric gauge
- Jump seats
- Aft boarding ladder

Weights and dimensions are approximate and may vary.

**The well-made V hull inboard/outboard.
Model 186. The Baron.**



The Baron is an exceptional performance boat, that handles easily and has an extra large cockpit area rarely found in boats that perform this way. The ride is smooth even in choppy waters.


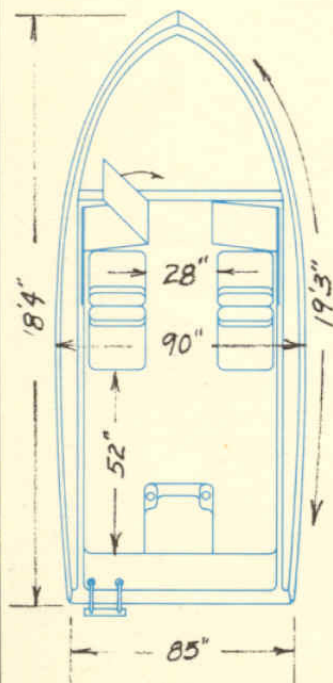
And, like its name, the Baron has class and style. The distinctive



looks set it apart from other boats in its class.

If performance, space and looks describe your boating needs, then you should be running a Baron.

Model 186. The Baron.



<i>Centerline length</i>	18'4"
<i>Beam amidships</i>	28"
<i>Transom height</i>	38"
<i>Transom width</i>	85"
<i>Gunwale length</i>	19'3"
<i>Hull draft</i>	14"
<i>Weight</i>	2240 lbs.

Standard Features

Hand layup fiberglass construction
Positive foam flotation
Back-to-back sleeper seats
Step-thru windshield with tempered glass
Deluxe vinyl interior
Easy-care all-weather carpeting
Instrument panel with tachometer, oil and temperature gauges, ampmeter and electric gas gauge
Glove box with lock
Side storage shelves
Aft boarding ladder and stern rail
Stylish bow rails
Aluminum gunwale molding with heavy-duty vinyl insert
Bilge pump and blower
30 gallon aluminum gas tank
Insulated engine box with built-in drink holders
120 h.p. stern drive engine
BIA approved lighting and ventilation

Factory Options

Top and side curtains with boot
Aft curtain
Mooring cover
Jump seats
Windshield wiper
Horn
Engine options 290 h.p.

Weights and dimensions are approximate and may vary.

**The well-made modified V hull outboard.
Model 191. The Sportsman.**


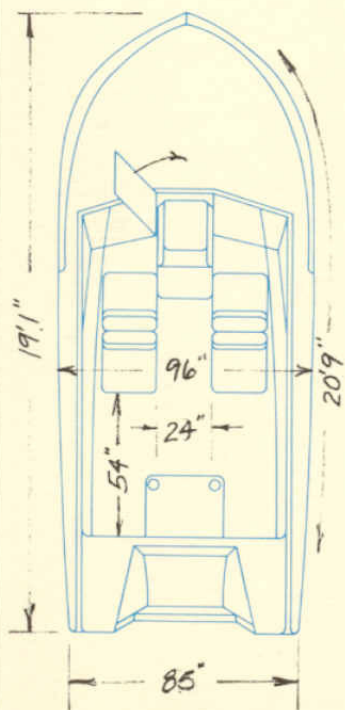


The Sportsman is without a doubt the roomiest boat in its class. Loads of storage space under the bow, and a combination step and storage compartment located forward at the step thru windshield. Unique to this type of boat, the storage compartment



Model 191. The Sportsman.

can be used for an optional installed marine head. The wide flared bow throws spray out and away from passengers for a dry ride. The Sportsman has the room and conveniences you need for fishing and will still ride the family in spacious comfort.



<i>Centerline length</i>	19'1"
<i>Beam amidships</i>	96"
<i>Transom height</i>	L.S.
<i>Transom width</i>	85"
<i>Gunwale length</i>	20'9"
<i>Hull draft</i>	10"
<i>Maximum h.p.</i>	180 h.p.
<i>Weight</i>	1495 lbs.

Standard Features

Hand layup fiberglass construction
Positive foam flotation
Step-thru windshield with tempered glass
Deluxe vinyl interior
Swing-up table with built-in drink holders
Teak drink holders for both forward facing seats
Glove box with lock
Back-to-back sleeper seats
Side storage shelves
Gunwale step pads
Bow rail
Aluminum gunwale molding with heavy-duty vinyl insert
Non-skid deck area
BIA approved lighting and ventilation
Forward storage or head compartment
Mechanical steering

Factory Options

Top and side curtains with boot
Aft curtain
Mooring cover
Pedestal seats
Jump seats
Windshield wiper
Horn
18 gallon gas tank with electric gauge
Marine head

Weights and dimensions are approximate and may vary.

**The well-made outboard cabin cruiser.
Model 191-C. The Atlantic Weekender.**




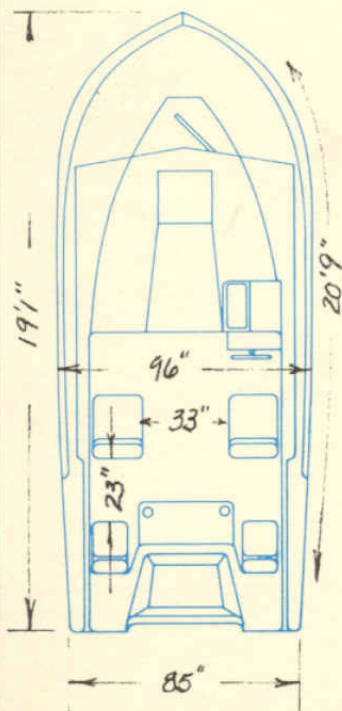
The nineteen-foot Atlantic Weekender is a family boat with all the conveniences of home. The opening bulkhead gives you a larger access to the cabin. Once inside you'll find a fresh water sink with storage cabinet and thick vinyl-covered bunk cushions. Open the side cabin windows and



Model 191-C. The Atlantic Weekender.

forward hatch to catch the cool breezes.

This outboard cruiser is responsive to your touch of the throttle and planes easily. With her wide beam and modified V-hull, you can maneuver smoothly through rough water or relax with all the conveniences of home in her cabin.



<i>Centerline length</i>	19'1"
<i>Beam amidships</i>	96"
<i>Transom height</i>	L.S.
<i>Transom width</i>	85"
<i>Gunwale length</i>	20'9"
<i>Hull draft</i>	10"
<i>Maximum h.p.</i>	150 h.p.
<i>Weight</i>	1740 lbs.

Standard Features

- Hand layup fiberglass construction
- Positive foam flotation
- Solid hardwood cabin door and opening bulkhead
- Forward hatch
- Ventilating windshield with tempered glass
- Sliding side cabin windows
- Deluxe vinyl interior
- Easy-care all-weather carpeting in cockpit
- Swing-up table with drink holders
- Jump seats
- Footrest storage box
- Vinyl covered foam bunk cushions
- Freshwater sink and storage cabinet
- Cabin top handrails
- Side storage shelves
- Bow rail
- Aluminum gunwale molding with heavy-duty vinyl insert
- BIA approved lighting and ventilation
- Fold-down helmsman and companion seats
- Fiberglass cabin inner liner
- Deluxe nylon cabin headliner
- Mechanical steering

Factory Options

- Top and side curtains with boot
- Aft curtain
- Mooring cover
- Windshield wiper
- Horn
- Marine head
- 18 gallon gas tank with electric gauge

Weights and dimensions are approximate and may vary.

**The well-made inboard/outboard flared bow.
Model 192. The Angler.**


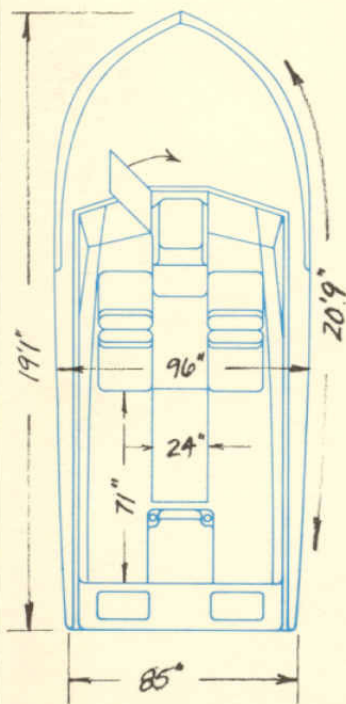


The only problem in being a fisherman and owning an Angler is keeping this fun-loving boat out of the hands of the rest of your family. The skiers want her for her pulling power. The lady of the house knows her as one boat even she can handle. The kids like her because she's big.



Model 192. The Angler.

She can take on board the whole crowd. So the fishermen of the family have to take their turn. But when that turn comes, it's worth it. Built-in bait wells. Side storage shelf for rods. An optional marine head. Seats that soften the waiting for a strike. She's a fisherman's dream.



<i>Centerline length</i>	19'1"
<i>Beam amidships</i>	96"
<i>Transom height</i>	43"
<i>Transom width</i>	85"
<i>Gunwale length</i>	20'9"
<i>Hull draft</i>	14"
<i>Weight</i>	2360 lbs.

Standard Features

Hand layup fiberglass construction
Positive foam flotation
Step-thru windshield with tempered glass
Deluxe vinyl interior
Instrument panel with tachometer, oil and temperature gauges, ampmeter and electric gas gauge
Back-to-back sleeper seats
Removable aft bait wells
Side storage shelves
Gunwale step pads
Bow rail
Aluminum gunwale molding with heavy-duty vinyl insert
Non-skid deck area
Bilge pump and blower
40 gallon aluminum gas tank
Insulated engine box with built-in drink holders
120 h.p. stern drive engine
BIA approved lighting and ventilation
Teak drink holders for both forward facing seats
Glove box with lock

Factory Options

Top and side curtains with boot
Aft curtain
Mooring cover
Pedestal seats
Jump seats
Windshield wiper
Horn
Marine head
Engine options to 290 h.p.

Weights and dimensions are approximate and may vary.

**The well-made center console outboard.
Model 204. The Hatteras.**


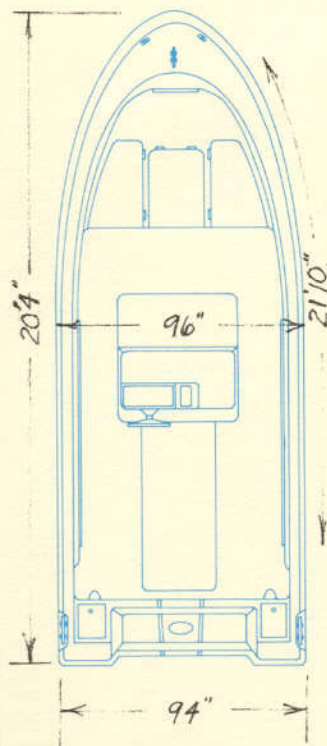


A new addition to the Grady-White line of well-made boats, the Hatteras, is a boat we've been planning to build for a long time. A center console boat with a spacious all-fiberglass cockpit built to handle all the rough water the captain can



give her. This self-bailing outboard with her wide beam and reverse chine gives you stability plus plenty of room to fight a fish. Ample storage capacity for both gear and catch make the Hatteras what she is, a boat built for getting things done.

Model 204. The Hatteras.



<i>Centerline length</i>	20'4"
<i>Beam amidships</i>	96"
<i>Transom height</i>	L.S.
<i>Transom width</i>	94"
<i>Gunwale length</i>	21'10"
<i>Hull draft</i>	14"
<i>Maximum h.p.</i>	230 h.p.
<i>Weight</i>	2100 lbs.

Standard Features

Hand layup fiberglass construction
Positive foam flotation
BIA approved lighting
Self-bailing cockpit with two drains
Heavy duty vinyl gunwale molding
Twin-outboard capability
Two adjustable pedestal chairs
Custom marinium deck hardware
Non-skid fiberglass cockpit sole
Tinted windshield with hand rail
Bow storage compartment
Raised casting platform
Two forward insulated fish boxes
Console with forward insulated ice box and cushion
Forward compartment for storage or portable head
Non-skid gunwale deck surface
Recessed rod storage compartments
Console radio box
65 gallon aluminum gas tank with electric gauge
Two removable aft bait wells
Mechanical steering

Factory Options

Folding top and boot
Connector top to spray hood
Casting platform spray hood to boot
Console cover
Chair covers
Casting platform privacy curtain
Custom fiberglass pedestal chairs
Std. pedestal chair for casting platform
Custom fiberglass pedestal chair for casting platform
Insulated fish box seat with back rest in place of pedestal chairs
Horn
Portable head (self-contained)
15 foot outrigger kit
Vertical rod holder (6 rods)
Four flush mounted rod holders
Steering cable connection kit/SS dual
Morse MT. single binnacle control
Morse MT. dual binnacle controls
Cockpit lights
Chair gimbals
Bilge pump

Weights and dimensions are approximate and may vary.

**The well-made walkaround console cabin outboard.
Model 204-C. The Hatteras Overnighter.**


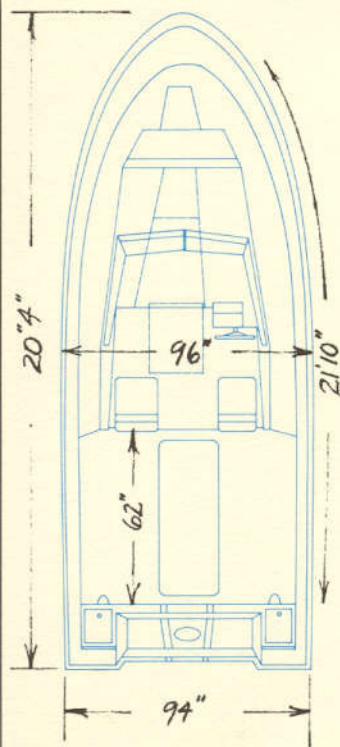


With a cockpit as large as many 22' or 23' boats and a console cuddy cabin that you can walk around even fighting a fish, the Hatteras Overnighter is a fisherman and family's dream come true. The stability from the wide beam and reverse chine re-



duce listing as you and your mate boat a fish from the side. This self-bailing outboard has a comfortable cuddy cabin when the family comes aboard for a weekend of fishing. Even if the fish aren't biting, the Hatteras Overnighter is a dream come true.

Model 204-C. The Hatteras Overnighter.



Centerline length
Beam amidships
Transom height
Transom width
Gunwale length
Hull draft
Maximum h.p.
Weight

20'4"
96"
L.S.
94"
21'10"
14"
230 h.p.
2220 lbs.

Standard Features

Hand layup fiberglass construction
Positive foam flotation
BLA approved lighting
Self-bailing cockpit with two drains
Heavy-duty vinyl gunwale molding
Twin-outboard capability
Fold down helmsman and companion seats
Custom marinium deck hardware
Non-skid fiberglass cockpit sole
Vinyl-covered foam bunk cushions
Sliding cabin storage drawer
Deluxe nylon cabin headliner
Sliding side cabin windows
Ventilating windshield with tempered glass
Solid hardwood cabin door with lock
Bow anchor locker with cushion seat
Recessed walkway around entire cabin
50 gallon aluminum gas tank with electric gauge
Two removable aft bait wells
Footrest storage box
Cabin dome light
Mechanical steering

Factory Options

Folding top and side curtains with boot
Chair covers
Privacy curtain
Pedestal chair (std. type)
Windshield wiper
Horn
Marine head
Portable head (self-contained)
15 foot outrigger kit
Vertical rod holder (6 rods)
Four flush mounted rod holders
Steering cable connection kit/SS dual
Morse MT. single binnacle control
Morse MT. dual binnacle controls
Cockpit lights
Chair gimbals
Bilge pump

Weights and dimensions are approximate and may vary.

**The well-made inboard/outboard cuddy cabin.
Model 212. The Chesapeake.**




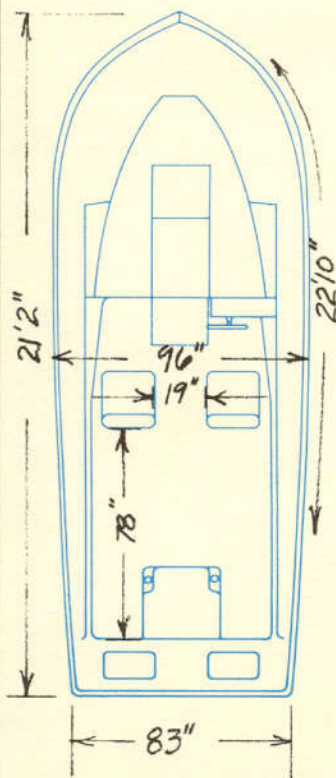
When the wind and the sea have the other boats at the dock, the Chesapeake and her crew are still out there. This easily trailerable, in-board/outboard keeps the spray off with her flared bow. Relax from a long day of fishing in the comfortable cuddy cabin which features a weather proof sliding



forward hatch for ventilation and easy access to the forward deck. The large cockpit has a spacious floor storage compartment.

The Chesapeake is responsive to her helmsman's touch whether it be a rough water fishing trip or a leisurely family cruise.

Model 212. The Chesapeake.



Centerline length
Beam amidships
Transom height
Transom width
Gunwale length
Hull draft
Weight

21'2"
96"
46"
83"
22'10"
14"
2620 lbs.

Standard Features

- Hand layup fiberglass construction
- Fiberglass stringer system
- Positive foam flotation
- Ventilating windshield with tempered glass
- Deluxe vinyl interior
- Instrument panel with tachometer, oil and temperature gauges, ammeter and electric gas gauge
- Swivel, pedestal mounted helmsman and companion seats
- Large cockpit floor storage compartment
- Vinyl covered foam bunk cushions
- Removable aft bait wells
- Side storage shelves
- Bow and side rails
- Aluminum gunwale molding with heavy-duty vinyl insert
- Non-skid deck and walkway
- Sliding forward deck hatch
- Bilge pump and blower
- Insulated engine box with built-in drink holders
- Horn
- 120 h.p. stern drive engine
- BIA approved lighting and ventilation
- Cabin dome light
- 40 gallon aluminum gas tank
- Solid hardwood cabin door
- Opening bulkhead
- Fiberglass cabin inner liner
- Footrest storage box
- Deluxe nylon cabin headliner

Factory Options

- Top and side curtains with boot
- Aft curtain
- Mooring cover
- Sleeper seats
- Jump seats
- Windshield wiper
- Cockpit galley unit
- Marine head
- Engine options to 290 h.p.

Weights and dimensions are approximate and may vary.

**The well-made inboard/outboard cabin cruiser.
Model 212-C. The Nassau.**


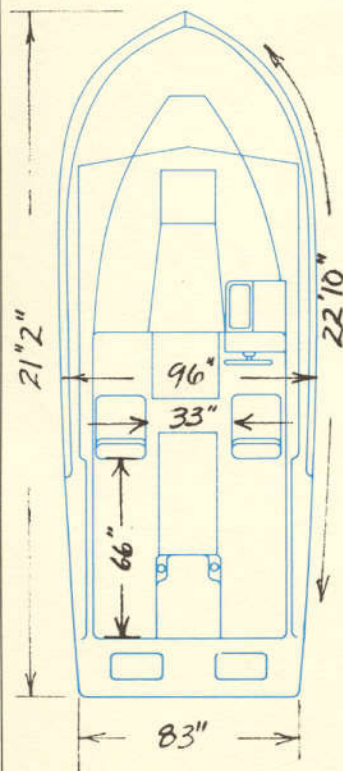


The leader of the Grady-White fleet, the twenty-one foot Nassau, is a trailerable express cruiser that planes easily and obeys the helm even at low speeds. You cannot see the quality construction of the fiberglass stringer system;



but you can experience the comfort and room in her plush cabin with its opening forward hatch. This responsive inboard/outboard with her sleek hull design is an elegant boat moving out or standing still.

Model 212-C. The Nassau.



Centerline length
Beam amidships
Transom height
Transom width
Gunwale length
Hull draft
Weight

21'2"
96"
43"
83"
22'10"
14"
2800 lbs.

Standard Features

Hand layup fiberglass construction
Fiberglass stringer system
Positive foam flotation
Ventilating windshield with tempered glass
Sliding cabin windows
Deluxe vinyl interior
Easy-care all-weather carpeting
Instrument panel with tachometer, oil and temperature gauges, ampmeter and electric gas gauge
Fold down helmsman and companion seats
Cockpit floor storage
Vinyl covered foam bunk cushions
Fresh water sink and storage cabinet
Removable aft bait wells
Side storage shelves
Bow and side rails
Cabin top hand rails
Aluminum gunwale molding with heavy-duty vinyl insert
Non-skid deck and walkway
Bilge pump and blower
Insulated engine box with built-in drink holders
Horn
120 h.p. stern drive engine
BIA approved lighting and ventilation
Forward hatch
Solid hardwood cabin door and opening bulkhead
Cabin dome light
40 gallon aluminum gas tank
Fiberglass cabin inner liner
Footrest storage box
Deluxe nylon cabin headliner

Factory Options

Top and side curtains with boot
Aft curtain
Mooring cover
Sleeper seats
Pedestal seats
Jump seats
Windshield wiper
Cockpit galley unit
Marine head
Engine options to 290 h.p.

Weights and dimensions are approximate and may vary.

You get more than just a well-made boat.

Grady-White first established its reputation as a builder of hand-crafted wooden lapstrake boats. Today, above all else, we continue a proud tradition of quality and craftsmanship in the construction of fiberglass boats. The proven design of the Grady-White hulls has been combined with the strength of hand layup fiberglass construction.

We feel that the fact that many of our boats are in operation around the country (especially in rough water areas such as New England, the Chesapeake Bay, the Outer Banks of North Carolina and the Gulf Coast) is proof of their performance and sea worthiness.

The proud Grady-White tradition doesn't end at our plant. When you buy a well-made boat, you get a carefully selected, well thought of, boat dealer. But not every boat dealer qualifies to be a Grady-White dealer, because we're not interested in selling the most boats, just the best ones.

